

User Manual for Turnitin

for Students (Student)

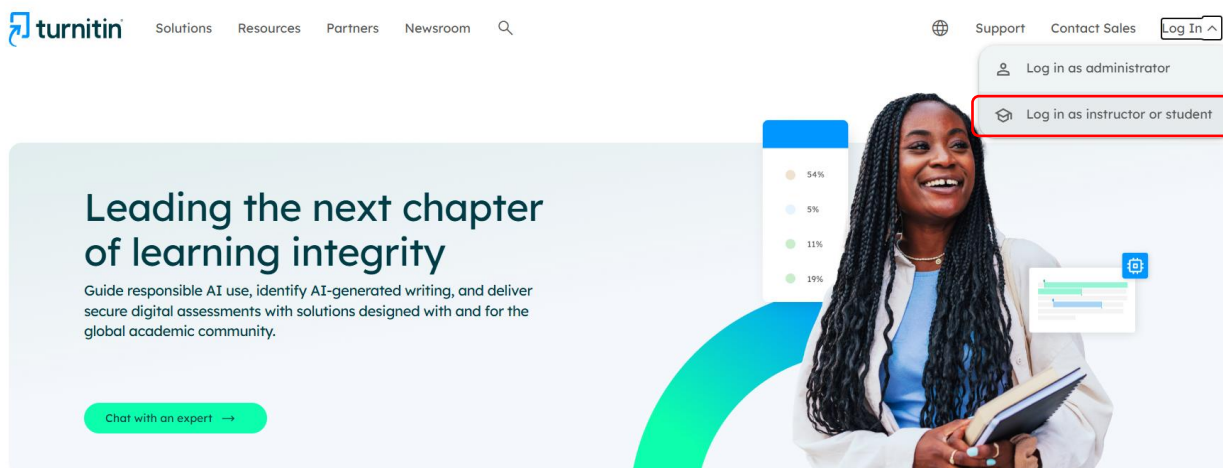


Table of Contents

Topic	Page
1. Logging into Turnitin.....	1
2. Registering a new Student account and logging in	1
3. If you forget both your password and your security answers.....	4
4. If you forget your password but remember your security answers.....	5
5. Uploading your work for plagiarism checking.....	6

Using Turnitin for Student Accounts (Student)

1. Log in to Turnitin at <https://www.turnitin.com/>
2. Registering a new Student account and logging in
 - 2.1 Click Log In and select Log in as instructor or student



- 2.2 Click on New user? Click here and select Student

Log in to Turnitin

Email address

Password

Log in

Or

Sign in with Google

Log in with Clever

Forgotten your password? [Click here.](#)
Need more help? [Click here.](#)

New user? [Click here.](#)

[Privacy Policy](#)
We take your privacy very seriously. We do not share your details for marketing purposes with any external companies. Your information may only be shared with our third party partners so that we may offer our service.

Create a User Profile

All users must have a user profile to use the service. Please select how you will be using Turnitin:

Student

[Teaching Assistant](#)

[Instructor](#)

Existing user?

If you've used the service before, there is no requirement to create a new user profile. Log in [here](#) with your old credentials.

2.3 Create a Student

Create a New Student Profile

Class ID Information

All students must be enrolled in an active class. To enroll in a class, please enter the class ID number and class enrollment key that you were given by your instructor.

Please note that the key and pincode are case-sensitive. If you do not have this information, or the information you are entering appears to be incorrect, please contact your instructor.

Class ID

Class enrollment key

User Information

Your first name

Your last name

Display names as

- First name (Space) Last name (example: John Smith)
- Last name (Space) First name (example: Smith John)
- Last name(No space)First name (example: SmithJohn)

Email address

Confirm email address

Password and Security

Please keep in mind that your password is case sensitive (for example, paSS1234 would be different than pass1234) and must be at least 8 characters long.

Enter your password

Confirm your password

Next, please enter a secret question and answer combination. You will be asked for this combination if you ever forget your password and need to reset it.

Secret question
 Please select a secret question.

Question answer

User Agreement

Please read our user agreement below. Select "I agree" to complete your user profile.

Turnitin End-User License Agreement

*Users who are not in the European Union refer to **Section A only**.

Users in the European Union refer to **Section B.

ฉันไม่ใช่โปรแกรมอัตโนมัติ (I am not a robot) reCAPTCHA

Enter the Class ID and the Enrollment Key you have received

Enter your first and last name in English

Enter an active email address; this email will be used as your User Name for logging in. Use only email addresses ending in @sut.ac.th or @g.sut.ac.th only, and confirm your email

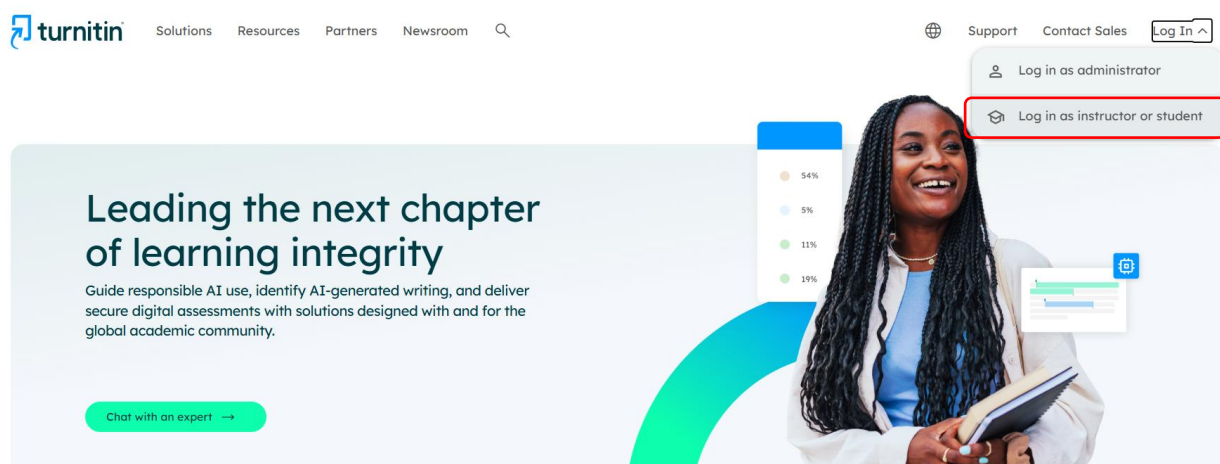
Create a personal password containing at least 6 characters (letters and numbers), then confirm the password again

Choose a security question and enter the answer (used when you forget your password)

Tick "I am not a robot" (CAPTCHA)

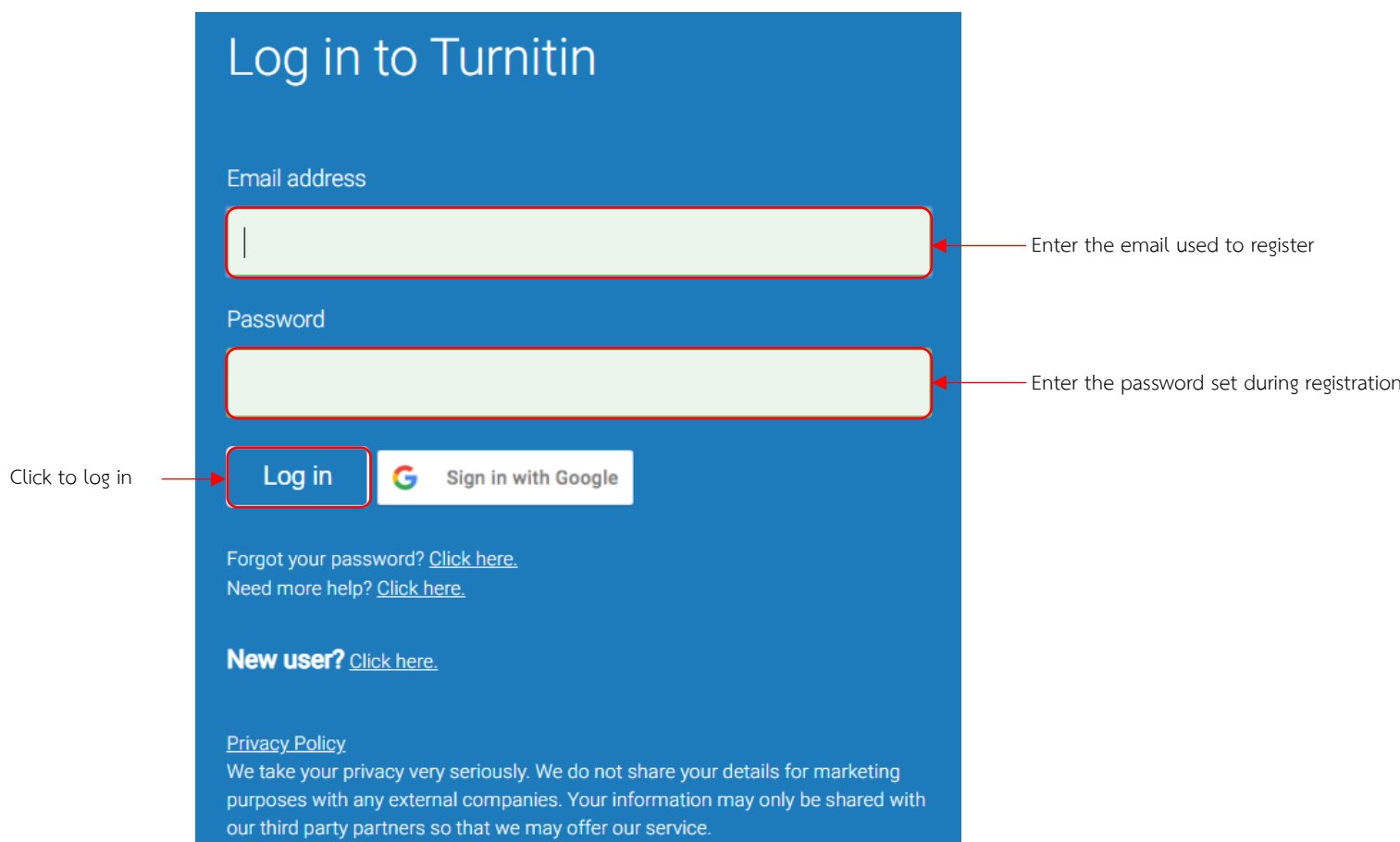
Click I Agree – Create Profile when all information is filled in

2.4 Log in by clicking Log In and select Log in as instructor or student



The screenshot shows the Turnitin website header. The navigation menu includes "Solutions", "Resources", "Partners", and "Newsroom". A "Log In" button is visible in the top right corner. A dropdown menu is open, showing two options: "Log in as administrator" and "Log in as instructor or student", with the latter option highlighted by a red box. Below the navigation menu, there is a large banner with the text "Leading the next chapter of learning integrity" and a "Chat with an expert" button.

2.5 Enter your login information



The screenshot shows the Turnitin login page. The page has a blue background and contains the following elements:

- Log in to Turnitin**: The main heading.
- Email address**: A text input field with a red box around it and an arrow pointing to it from the text "Enter the email used to register".
- Password**: A text input field with a red box around it and an arrow pointing to it from the text "Enter the password set during registration".
- Log in**: A button with a red box around it and an arrow pointing to it from the text "Click to log in".
- Sign in with Google**: A button with the Google logo.
- Forgot your password? [Click here.](#)**
- Need more help? [Click here.](#)**
- New user? [Click here.](#)**
- Privacy Policy**: A link to the privacy policy.
- We take your privacy very seriously. We do not share your details for marketing purposes with any external companies. Your information may only be shared with our third party partners so that we may offer our service.**

3. If you forget both your password and your security answers

Click here

Enter the email used to register

Type the last name used to register

Enter the answers

If you forget the answers, press Forgot your answers

4

An email will be sent so you can Reset Password; this email is valid for 24 hours. If it expires, request a new link as described in the email

Set a new

Re-enter the new password to confirm

Press Next

Complete the Reset Password process; you can now log in

4. If you forget your password but remember your security answers

1 Log in to Turnitin

Email address

Password

Log in Sign in with Google

Forgot your password? [Click here.](#)
Need more help? [Click here.](#)

New user? [Click here.](#)

Privacy Policy

We take your privacy very seriously. We do not share your details for marketing purposes with any external companies. Your information may only be shared with our third party partners so that we may offer our service.

Click here

2 Reset User Password

Please enter the email address you used to create your user profile. Click "next" when you are done.

Email Address

Last Name or Family Name

If you do not know the email address for your account...

Ask your instructor (or Turnitin administrator, if you are an instructor) to look up your email address.

NOTE: Due to privacy agreements, Turnitin CANNOT release your email address - even to you. You MUST get this information from your institution.

Next Press Next

Enter the email used to register

Type the last name used to register

3 Reset User Password

If you remember the answer to your secret question, please enter it below. Click "Next" when you are done.

If you selected your secret question in a language other than the one you are reading this in, please select your language from the list:

English

Secret Question:
Who was the first superhero that you dressed up as?

Answer:

Forgot your answer?

Please note that all passwords are case-sensitive. Please check your spam, bulk or junk folder for the password reset email, as it is sometimes filtered as spam. The email will come from noreply@turnitin.com. You may need to whitelist this address with your spam blocker or administrator.

Next Previous

Enter the answers

Press Next

4 Reset User Password

Thank you! Please enter your new password, and then confirm your new password. Your password must be at least eight characters long. Click "next" when you are done.

Password

Confirm Password

Next Cancel Press Next

Set a new password

Re-enter the new password to confirm

5 Reset Password Complete

Thank you! Your password has been successfully reset. Please note your password for future use.

Log in

Complete the Reset Password process; you can now log in

After successfully logging in, you will see the following screen:

1. Class previously created (registered with the enrollment key)
2. Tab for adding a Class
3. Class ID that has been registered
4. Name of the Class
5. Name of the creator of the Class (Instructor)
6. Status of the Class . Active means it can be used normally. If it shows Expired means that Class has expired
7. Start date of the Class
8. Expiration date of the Class
9. Button to exit the Class

5. Uploading work for the plagiarism check Standard (New)

turnitin

All Classes Enroll in a Class What is Plagiarism? Citation Help

NOW VIEWING: HOME

About this page
This is your student homepage. The homepage shows the classes you are enrolled in. To enroll in a new class, click the enroll in a class button. Click a class name to open your class homepage for the class. From your homepage, you can submit a paper. For more information on how to submit, please see our [help page](#).

Suranaree University of Technology: Suranaree University of Technology (Master's degree/Doctor of Philosophy)

Class ID	Class name	Instructor	Status	Start Date	End Date	Drop class
46453189	Test - Turnitin system check	Chutima Aunmuang	Active	26-Nov-2024	31-Jul-2027	

5.1 Click the Class

turnitin

All Classes Enroll in a Class What is Plagiarism? Citation Help

NOW VIEWING: HOME

About this page
This is your student homepage. The homepage shows the classes you are enrolled in. To enroll in a new class, click the enroll in a class button. Click a class name to open your class homepage for the class. From your homepage, you can submit a paper. For more information on how to submit, please see our [help page](#).

Suranaree University of Technology: Suranaree University of Technology (Master's degree/Doctor of Philosophy)

Class ID	Class name	Instructor	Status	Start Date	End Date	Drop class
46453189	Test - Turnitin system check	Chutima Aunmuang	Active	26-Nov-2024	31-Jul-2027	

Class Portfolio

NOW VIEWING: HOME > TEST - TURNITIN SYSTEMCHECK > CLASS HOME

Class Homepage

This is your Class Homepage. To access more information about the assignment, click the "Open" button.

Test - Turnitin system check						
Assignment Title	Assignment Type	Dates				
Chapter 1	STANDARD (NEW)	Start	May 22, 2026	12:00 AM		Open
		Due	Jul 31, 2027	11:59 PM		
		Post	Jul 31, 2027	11:59 PM		
Chapter 2	STANDARD (NEW)	Start	May 22, 2026	12:00 AM		Open
		Due	Jul 31, 2027	11:59 PM		
		Post	Jul 31, 2027	11:59 PM		

5.2 After clicking the Class name, the screen will appear as shown. Click the Submit button to upload a file for checking

1. Name of the Assignment
2. The Start date indicates when submissions can begin, The Due date indicates the last day for submission, and the Feedback release date indicates when scores are announced
3. Browse Files — select the file you want to check

File requirements (File requirements)

- File size must not exceed 100 MB
- Page count must not exceed 800 pages
- Must contain at least 20 words to generate the plagiarism check report (Similarity Report)
- Must be one of the following file types: .docx, .xlsx, .pptx, .ps, .pdf, .html, .rtf, .odt, .hwp, .txt

Title Chapter 1 1	Start date May 22, 2026, 12:00 AM 2	Due date Jul 31, 2027, 11:59 PM	Feedback release date Jul 31, 2027, 11:59 PM
Instructions	Max points 100	Rubric (Not set)	
Template No template uploaded	<input type="checkbox"/> Late submissions are not allowed ⓘ <input checked="" type="checkbox"/> Resubmissions are allowed ⓘ		

Your work

3

Drag and drop file or browse from your computer

Browse Files ▾

File requirements

- Must be under 100 MB
- Must be under 800 pages
- Must contain at least 20 words to generate a Similarity Report
- Must be one of the following file types: .docx, .xlsx, .pptx, .ps, .pdf, .html, .rtf, .odt, .hwp, .txt

[Learn more about file requirements](#)

Title Chapter 1	Start date May 22, 2026, 12:00 AM	Due date Jul 31, 2027, 11:59 PM	Feedback release date Jul 31, 2027, 11:59 PM
Instructions	Max points 100	Rubric (Not set)	
Template No template uploaded	<input type="checkbox"/> Late submissions are not allowed ⓘ <input checked="" type="checkbox"/> Resubmissions are allowed ⓘ		

Your work

Drag and drop file or browse from your computer

Browse Files ▾

File requirements

- Must be under 100 MB
- Must be under 800 pages
- Must contain at least 20 words to generate a Similarity Report
- Must be one of the following file types: .docx, .xlsx, .pptx, .ps, .pdf, .html, .rtf, .odt, .hwp, .txt

[Learn more about file requirements](#)

Submit file X

Turnitin system check.pdf

725.6 KB

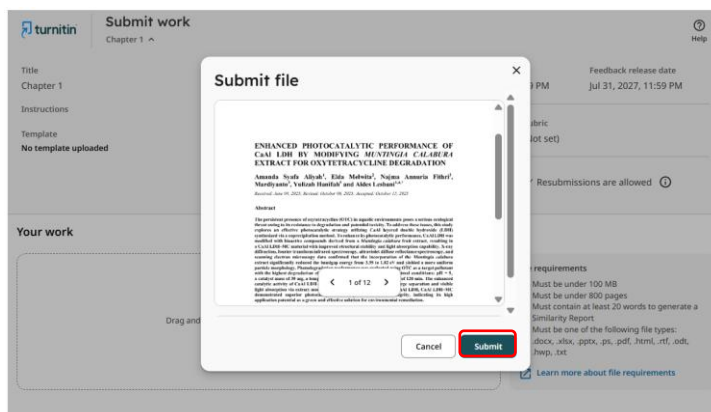
Submission title (required)

File requirements

File requirements

Cancel

Upload and Preview



4.3 After clicking the Submit button, the system will upload the file for plagiarism checking

1. Shows the Similarity
2. Resubmit to re-upload the file for re-checking

Submit work
Chapter 1

Title: Chapter 1
Start date: May 22, 2026, 12:00 AM
Due date: Jul 31, 2027, 11:59 PM
Feedback release date: Jul 31, 2027, 11:59 PM

Instructions
Template: No template uploaded

Max points: 100
Rubric: (Not set)

Late submissions are not allowed
Resubmissions are allowed

Your work

Title	Submitted	Grade	Similarity	Feedback	More
Turnitin system check	May 22, 2026 1:45 PM	-- / 100	25%		

chutima Aunmuang
Turnitin system check
Grade: --

Similarity 25% | Feedback

25% Overall Similarity

Match Groups | Sources

117 matches found with Turnitin's database

- 76 Not Cited or Quoted (17%)
- 41 Missing Quotations (8%)
- 0 Missing Citation (0%)
- 0 Cited and Quoted (0%)

Not Cited or Quoted
76 matches from 56 sources

1 Internet
www.mdpi.com
1%
5 text blocks | 52 matched words

ENHANCED PHOTOCATALYTIC PERFORMANCE OF CaAl LDH BY MODIFYING MUNTINGIA CALABURA EXTRACT FOR OXYTETRACYCLINE DEGRADATION

Amanda Syafa Aliyah¹, Elda Melwita², Najma Annuria Fithri³, Mardiyanto³, Yulizah Hanifah⁵ and Aldes Lesbani^{1,4,*}

Received: June 04, 2025; Revised: October 06, 2025; Accepted: October 15, 2025

Abstract

The persistent presence of oxytetracycline (OTC) in aquatic environments poses a serious ecological threat owing to its resistance to degradation and potential toxicity. To address these issues, this study explores an effective photocatalytic strategy utilizing CaAl layered double hydroxide (LDH)

4.4 Download the check results

The downloaded file format will be PDF with different formats as follows:

- Similarity Report when you want to download all content pages, including highlighted text and the source names and the copying percentage broken down by source
- Grading and Feedback Report when you only want the submission confirmation receipt for Turnitin only
- Original File when you only want to download the original submitted file used for checking

turnitin chutima Aunmuang Turnitin system check Grade: --

Similarity 25% Feedback

ENHANCED PHOTOCATALYTIC PERFORMANCE OF CaAl LDH BY MODIFYING *MUNTINGIA CALABURA* EXTRACT FOR OXYTETRACYCLINE DEGRADATION

Amanda Syafa Aliyah¹, Elda Melwita², Najma Annuria Fithri³, Mardivanto³, Yulizah Hanifah⁵ and Aldes Lesbani^{1,4,*}

Download

- Similarity Report
- Grading and Feedback Report
- Original File

76	Not Cited or Quoted	17%
41	Missing Quotations	8%
0	Missing Citation	0%
0	Cited and Quoted	0%